

Specification

Nominal Voltage	12V	
Nominal Capacity(10HR)	38.0AH	
Dimension	Length	197±2mm (7.76 inches)
	Width	165±2mm (6.50 inches)
	Container Height	170±2mm (6.69 inches)
	Total Height with Terminal	170±2mm (6.69 inches)
Approx Weight	Approx 13.3 kg (29.3lbs)	
Terminal	T6	
Container Material	ABS	
Rated Capacity	39.2 AH/1.96A	(20hr, 1.80V/cell, 25°C/77°F)
	38.0 AH/3.80A	(10hr, 1.80V/cell, 25°C/77°F)
	32.3 AH/6.46A	(5hr, 1.75V/cell, 25°C/77°F)
	28.1 AH/9.35A	(3hr, 1.75V/cell, 25°C/77°F)
	22.7 AH/22.7A	(1hr, 1.60V/cell, 25°C/77°F)
Max. Discharge Current	456A (5s)	
Internal Resistance	Approx 10.0mΩ	
Operating Temp. Range	Discharge	-15~50°C (5~122°F)
	Charge	0~40°C (32~104°F)
	Storage	-15~40°C (5~104°F)
Nominal Operating Temp. Range	25±3°C (77±5°F)	
Cycle Use	Initial Charging Current less than 11.4A. Voltage	
	14.4V~15.0V at 25°C(77°F)Temp. Coefficient -30mV/°C	
Standby Use	No limit on Initial Charging Current Voltage	
	13.5V~13.8V at 25°C(77°F)Temp. Coefficient -20mV/°C	
Capacity affected by Temperature	40°C (104°F)	103%
	25°C (77°F)	100%
	0°C (32°F)	86%
Self Discharge	Leoch LPGS series batteries may be stored for up to 9 months at 25°C(77°F) and then a freshening charge is required. For higher temperatures the time interval will be shorter.	



Applications

- ◆ All purpose
- ◆ Uninterruptable Power Supply (UPS)
- ◆ Electric Power System (EPS)
- ◆ Emergency backup power supply
- ◆ Emergency light
- ◆ Railway signal
- ◆ Aircraft signal
- ◆ Alarm and security system
- ◆ Electronic apparatus and equipment
- ◆ Communication power supply
- ◆ DC power supply
- ◆ Auto control system

Constant Current Discharge (Amperes) at 25 °C (77°F)

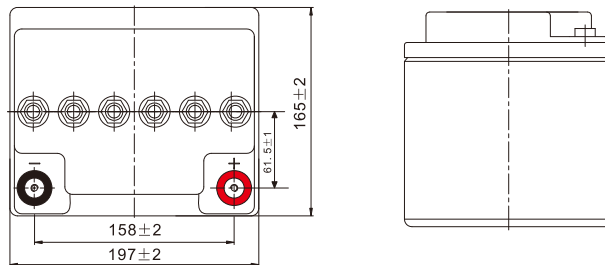
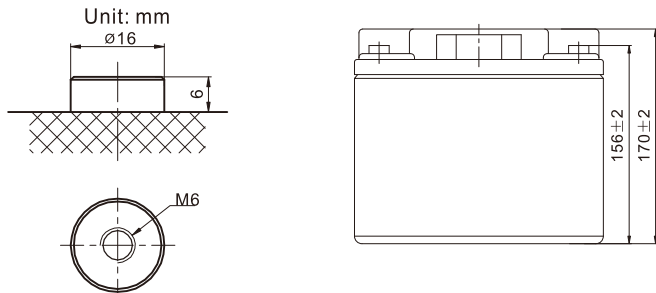
F.V/Time	5min	10min	15min	20min	30min	45min	1h	2h	3h	4h	5h	6h	8h	10h	20h
1.85V/cell	61.3	48.2	41.0	34.3	27.1	20.6	17.0	10.8	8.41	6.91	5.87	5.11	4.16	3.53	1.90
1.80V/cell	81.0	60.6	48.8	39.9	31.2	23.3	18.9	11.8	9.03	7.35	6.31	5.48	4.44	3.80	1.96
1.75V/cell	93.3	68.0	54.4	43.8	33.2	24.7	20.0	12.3	9.35	7.60	6.46	5.64	4.51	3.84	1.98
1.70V/cell	103.9	75.0	58.7	46.6	35.0	25.9	20.9	12.9	9.67	7.83	6.63	5.76	4.57	3.86	2.01
1.65V/cell	113.5	80.2	61.8	49.0	36.7	26.7	21.6	13.3	10.0	8.06	6.79	5.88	4.65	3.90	2.03
1.60V/cell	126.2	87.7	66.7	52.6	39.0	28.2	22.7	13.8	10.4	8.25	6.92	6.01	4.70	3.96	2.05

Constant Power Discharge (Watts/cell) at 25 °C (77°F)

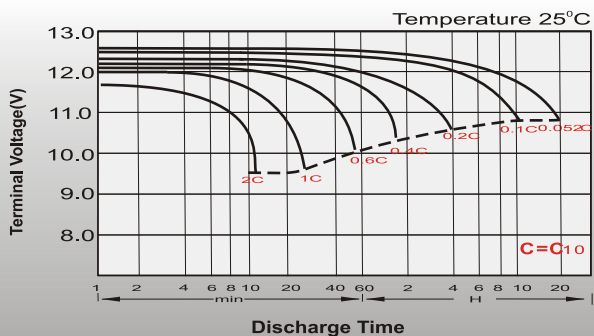
F.V/Time	5min	10min	15min	20min	30min	45min	1h	2h	3h	4h	5h	6h	8h	10h	20h
1.85V/cell	112.9	89.7	77.0	65.1	51.9	39.7	33.0	21.1	16.4	13.6	11.5	10.1	8.25	7.01	3.78
1.80V/cell	147.8	111.7	90.5	74.8	59.0	44.7	36.5	22.8	17.6	14.4	12.4	10.8	8.77	7.54	3.89
1.75V/cell	166.4	123.1	99.6	81.2	62.3	46.9	38.4	23.8	18.1	14.8	12.6	11.1	8.90	7.60	3.92
1.70V/cell	179.9	132.5	105.9	85.6	65.3	49.0	39.9	24.9	18.7	15.2	12.9	11.3	9.01	7.63	3.99
1.65V/cell	193.3	140.0	110.5	89.2	67.7	50.0	41.1	25.4	19.3	15.6	13.2	11.5	9.13	7.70	4.02
1.60V/cell	210.0	149.7	117.1	94.7	71.4	52.6	42.8	26.2	19.9	15.9	13.4	11.7	9.22	7.81	4.06

Dimensions

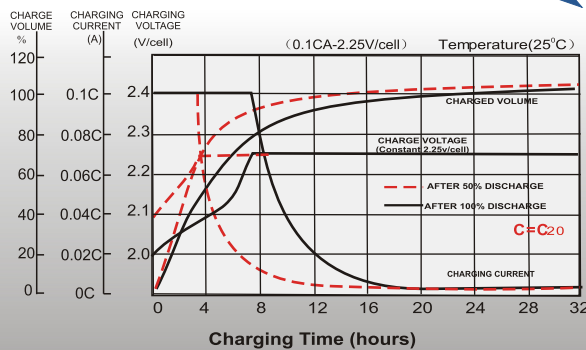
T6 Terminal



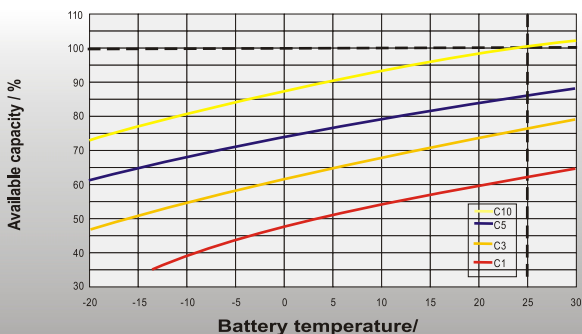
Discharge Characteristics



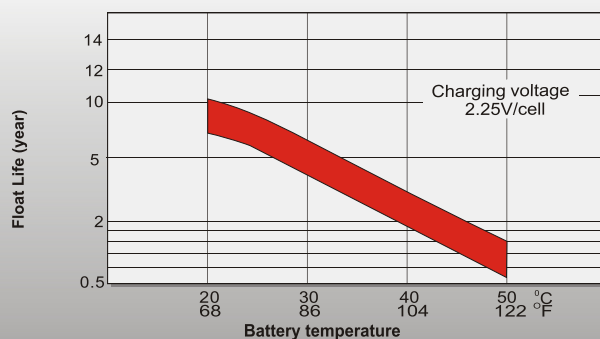
Float Charging Characteristics



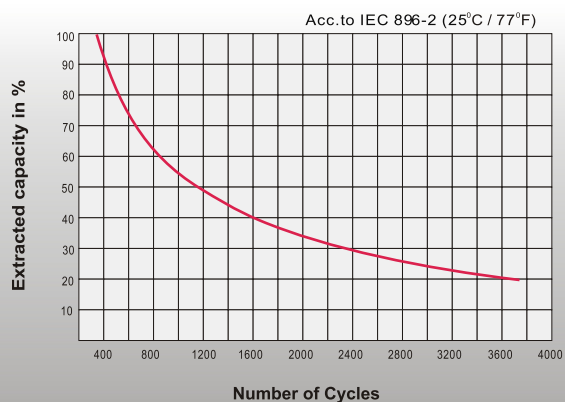
Temperature Effects in Relation to Battery Capacity



Effect of Temperature on Long Term Float Life



Cycle Life in Relation to Depth of Discharge



General Relation of Capacity VS. Storage Time

